

CONSUMER LIGHTING

PRODUCT CATALOGUE

wipro Lighting

Wipro lighting is proud of being one of the most trusted brand in lighting industry. We have continuously focused on embracing the latest and finest technology to deliver highly efficient products for numerous lighting applications areas and have always believed in offering our customers the best in class, latest design, environment friendly lighting products and solutions. Our endeavour has also been recognized by some of the most important and influential organizations around the world which reaffirms our right approach towards leadership, technological innovation, customer service & strategic product development.



LIGHTING SOLUTIONS

For expert guidance & lighting design services, please visit:
<https://www.wiproconsumerlighting.com/experience-zone>

Visit us at:



facebook.com/WiproLED

www.wiproconsumerlighting.com



twitter.com/WiproLED

www.wiprolighting.com



instagram.com/WiproLED

www.wiproconsumercare.com

SMART LED PANELS



GARNET 12W SMART PANEL

***MRP. 2800/-**

Product Code	CCT (K)	Lumens (lm)	Case Lot
DS11200	2700-6500	786	10



Dimension(mm): Ø 173x21, Cut Out(mm): Ø 160

GARNET 16W SMART PANEL

***MRP. 3100/-**

Product Code	CCT (K)	Lumens (lm)	Case Lot
DS11600	2700-6500	1058	10



Dimension(mm): Ø 200x21, Cut Out(mm): Ø 190

REMOTE CONTROL

***MRP. 890/-**

Product Code	Type
DS24000	2.4Ghz





GARNET 3W SLIM PANEL LIGHT

***MRP. 530/-**

Product Code	CCT (K)	Lumens (lm)	Case Lot
D810365	6500	180	20
D810327	2700	170	20



Dimension(mm): Ø85x20, Cut Out (mm): Ø78

GARNET 6W SLIM PANEL LIGHT

***MRP. 890/-**

Product Code	CCT (K)	Lumens (lm)	Case Lot
D810665	6500	360	10
D810640	4000	350	10
D810627	2700	340	10



Dimension(mm): Ø120x20, Cut Out (mm): Ø108

GARNET 9W SLIM PANEL LIGHT

***MRP. 1040/-**

Product Code	CCT (K)	Lumens (lm)	Case Lot
D820965	6500	630	10
D820940	4000	590	10
D820927	2700	540	10



Dimension(mm): Ø150x20, Cut Out (mm): Ø135

GARNET 12W SLIM PANEL LIGHT

***MRP. 1270/-**

Product Code	CCT (K)	Lumens (lm)	Case Lot
D811265	6500	840	10
D811240	4000	800	10
D811227	2700	760	10



Dimension(mm): Ø170x20, Cut Out (mm): Ø155

GARNET 16W SLIM PANEL LIGHT

***MRP. 1550/-**

Product Code	CCT (K)	Lumens (lm)	Case Lot
D821665	6500	1140	10
D821640	4000	1000	10
D821627	2700	900	10



Dimension(mm): Ø190x20, Cut Out (mm): Ø176

GARNET 3W SLIM PANEL LIGHT

***MRP. 530/-**

Product Code	CCT (K)	Lumens (lm)	Case Lot
D820365	6500	180	20
D820327	2700	170	20



Dimension(mm): Ø85x85x20, Cut Out (mm): Ø78x78

*MRP : ₹ Inclusive of all taxes



GARNET 6W SLIM PANEL LIGHT

***MRP. 890/-**

Product Code	CCT (K)	Lumens (lm)	Case Lot
D820665	6500	360	10
D820640	4000	350	10
D820627	2700	340	10



Dimension(mm): Ø120x120x20, Cut Out (mm): Ø108x108

GARNET 9W SLIM PANEL LIGHT

***MRP. 1040/-**

Product Code	CCT (K)	Lumens (lm)	Case Lot
D830965	6500	610	10
D830940	4000	575	10
D830927	2700	530	10



Dimension(mm): Ø150x150x20, Cut Out (mm): Ø135x135

GARNET 12W SLIM PANEL LIGHT

***MRP. 1270/-**

Product Code	CCT (K)	Lumens (lm)	Case Lot
D821265	6500	820	10
D821240	4000	780	10
D821227	2700	740	10



Dimension(mm): Ø170x170x20, Cut Out (mm): Ø155x155

GARNET 16W SLIM PANEL LIGHT

***MRP. 1550/-**

Product Code	CCT (K)	Lumens (lm)	Case Lot
D831665	6500	1140	10
D831640	4000	1000	10
D831627	2700	900	10



Dimension(mm): Ø190x190x20, Cut Out (mm): Ø176x176

GARNET 24W SLIM PANEL LIGHT

***MRP. 2730/-**

Product Code	CCT (K)	Lumens (lm)	Case Lot
D812465	6500	1800	10
D812440	4000	1700	10
D812427	2700	1660	10



Dimension(mm): Ø300x300x20, Cut Out (mm): Ø280x280

GARNET 40W SLIM 2x2 LED PANEL

***MRP. 3900/-**

Product Code	CCT (K)	Lumens (lm)	Case Lot
D414065	6500	3400	4



Dimension(mm): Ø 590x590, Cut Out (mm): Ø585

*MRP : ₹ Inclusive of all taxes

GARNET LED LIGHTING RANGE



GARNET 3W WAVE SLIM PANEL LIGHT

***MRP: 370/-**

Product Code	CCT (K)	Lumens (lm)	Case Lot
D710360	6000	237	20
D710340	4000	225	20
D710330	3000	213	20



Dimension(mm): Ø93x28, Cut Out (mm): Ø75

GARNET 6W WAVE SLIM PANEL LIGHT

***MRP: 560/-**

Product Code	CCT (K)	Lumens (lm)	Case Lot
D710660	6000	487	10
D710640	4000	463	10
D710630	3000	438	10



Dimension(mm): Ø118x28, Cut Out (mm): Ø100

GARNET 10W WAVE SLIM PANEL LIGHT

***MRP: 790/-**

Product Code	CCT (K)	Lumens (lm)	Case Lot
D711060	6000	965	10
D711040	4000	937	10
D711030	3000	890	10



Dimension(mm): Ø142x28, Cut Out (mm): Ø125

GARNET 15W WAVE SLIM PANEL LIGHT

***MRP: 960/-**

Product Code	CCT (K)	Lumens (lm)	Case Lot
D711560	6000	1468	10
D711540	4000	1425	10
D711530	3000	1353	10



Dimension(mm): Ø168x28, Cut Out (mm): Ø150

GARNET 20W WAVE SLIM PANEL LIGHT

***MRP: 1400/-**

Product Code	CCT (K)	Lumens (lm)	Case Lot
D712060	6000	2058	10
D712040	4000	1960	10
D712030	3000	1862	10



Dimension(mm): Ø218x28, Cut Out (mm): Ø200

GARNET 3W WAVE SLIM PANEL LIGHT

***MRP: 370/-**

Product Code	CCT (K)	Lumens (lm)	Case Lot
D720360	6000	237	20
D720340	4000	225	20
D720330	3000	213	20



Dimension(mm): Ø93x28, Cut Out (mm): Ø75x75

*MRP : ₹ Inclusive of all taxes



GARNET 6W WAVE SLIM PANEL LIGHT

***MRP. 560/-**

Product Code	CCT (K)	Lumens (lm)	Case Lot
D720660	6000	487	10
D720640	4000	463	10
D720630	3000	438	10



Dimension(mm): Ø118x28, Cut Out (mm): Ø100x100

GARNET 10W WAVE SLIM PANEL LIGHT

***MRP. 790/-**

Product Code	CCT (K)	Lumens (lm)	Case Lot
D721060	6000	965	10
D721040	4000	937	10
D721030	3000	890	10



Dimension(mm): Ø142x28, Cut Out (mm): Ø125x125

GARNET 15W WAVE SLIM PANEL LIGHT

***MRP. 960/-**

Product Code	CCT (K)	Lumens (lm)	Case Lot
D721560	6000	1468	10
D721540	4000	1425	10
D721530	3000	1353	10



Dimension(mm): Ø168x28, Cut Out (mm): Ø150x150

GARNET 20W WAVE SLIM PANEL LIGHT

***MRP. 1400/-**

Product Code	CCT (K)	Lumens (lm)	Case Lot
D722060	6000	2058	10
D722040	4000	1960	10
D722030	3000	1862	10



Dimension(mm): Ø218x28, Cut Out (mm): Ø200x200

GARNET 5W COB DOWNLIGHTS

***MRP. 980/-**

Product Code	CCT (K)	Lumens (lm)	Case Lot
D810565	6500	330	20
D810540	4000	320	20
D810527	2700	300	20



Dimension(mm): Ø80x53, Cut Out (mm): Ø55, Beam Angle: 24°

GARNET 9W COB DOWNLIGHTS

***MRP. 1410/-**

Product Code	CCT (K)	Lumens (lm)	Case Lot
D810965	6500	650	10
D810940	4000	630	10
D810927	2700	600	10



Dimension(mm): Ø86x76, Cut Out (mm): Ø65, Beam Angle: 38°

*MRP : ₹ Inclusive of all taxes



GARNET 15W COB DOWNLIGHTS

***MRP. 2220/-**

Product Code	CCT (K)	Lumens (lm)	Case Lot
D811565	6500	960	4
D811540	4000	940	4
D811527	2700	900	4



Dimension(mm): Ø110x100, Cut Out (mm): Ø85, Beam Angle: 60°

GARNET 22W COB DOWNLIGHTS

***MRP. 2630/-**

Product Code	CCT (K)	Lumens (lm)	Case Lot
D812265	6500	1400	4
D812240	4000	1350	4
D812227	2700	1270	4



Dimension(mm): Ø108x100, Cut Out (mm): Ø85, Beam Angle: 60°

GARNET 5W TRIMLESS COB DOWNLIGHTS

***MRP. 1090/-**

Product Code	CCT (K)	Lumens (lm)	Case Lot
D330565	6500	450	20
D330540	4000	425	20
D330527	2700	400	20



Dimension(mm): Ø85x58, Cut Out (mm): Ø75, Beam Angle: 35°

GARNET 8W TRIMLESS COB DOWNLIGHTS

***MRP. 1490/-**

Product Code	CCT (K)	Lumens (lm)	Case Lot
D330865	6500	630	20
D330840	4000	595	20
D330827	2700	560	20



Dimension(mm): Ø100x64, Cut Out (mm): Ø85, Beam Angle: 35°

GARNET 12W TRIMLESS COB DOWNLIGHTS

***MRP. 2390/-**

Product Code	CCT (K)	Lumens (lm)	Case Lot
D331265	6500	1080	10
D331240	4000	1020	10
D331227	2700	960	10



Dimension(mm): Ø114x70, Cut Out (mm): Ø95, Beam Angle: 60°

GARNET 20W TRIMLESS COB DOWNLIGHTS

***MRP. 2790/-**

Product Code	CCT (K)	Lumens (lm)	Case Lot
D332065	6500	1800	10
D332040	4000	1700	10
D332027	2700	1600	10



Dimension(mm): Ø160x80, Cut Out (mm): Ø145, Beam Angle: 80°

*MRP : ₹ Inclusive of all taxes



GARNET 3W SLIM COB DOWNLIGHT

***MRP. 590/-**

Product Code	CCT (K)	Lumens (lm)	Case Lot
D320365	6500	230	20
D320340	4000	220	20
D320327	2700	210	20



Dimension(mm): Ø 72x20, Cut Out(mm): Ø 62, Beam Angle: 38°

GARNET 6W SLIM COB DOWNLIGHT

***MRP. 790/-**

Product Code	CCT (K)	Lumens (lm)	Case Lot
D320665	6500	380	10
D320640	4000	360	10
D320627	2700	340	10



Dimension(mm): Ø 82x20, Cut Out (mm): Ø 72, Beam Angle: 38°

GARNET 9W SLIM COB DOWNLIGHT

***MRP. 1190/-**

Product Code	CCT (K)	Lumens (lm)	Case Lot
D320965	6500	540	10
D320940	4000	510	10
D320927	2700	480	10



Dimension(mm): Ø 87x20, Cut Out (mm): Ø 77, Beam Angle: 38°

GARNET 15W SLIM COB DOWNLIGHT

***MRP. 1690/-**

Product Code	CCT (K)	Lumens (lm)	Case Lot
D321565	6500	1010	10
D321540	4000	960	10
D321527	2700	930	10



Dimension(mm): Ø 106x30, Cut Out (mm): Ø 96, Beam Angle: 38°

GARNET 7W WAVE SPOT LIGHT

***MRP. 950/-**

Product Code	CCT (K)	Lumens (lm)	Case Lot
D540765	6500	650	20
D540740	4000	630	20
D540727	2700	590	20



Dimension(mm): Ø 113x59, Cut Out (mm): Ø 70, Beam Angle: 36°

GARNET 10W WAVE SPOT LIGHT

***MRP. 1190/-**

Product Code	CCT (K)	Lumens (lm)	Case Lot
D541065	6500	900	20
D541040	4000	980	20
D541027	2700	1000	20



Dimension(mm): Ø 105x71, Cut Out (mm): Ø 90, Beam Angle: 36°

*MRP : ₹ Inclusive of all taxes

GARNET LED LIGHTING RANGE



GARNET 1W WHITE ROUND LED SPOTLIGHT

***MRP. 240/-**

NEW

Product Code	CCT (K)	Lumens (lm)	Case Lot
D910165	6500	50	20
D910127	2700	50	20

Dimension(mm): Ø32x24, Cut Out (mm): Ø24.5



GARNET 3W WHITE ROUND LED SPOTLIGHT

***MRP. 480/-**

NEW

Product Code	CCT (K)	Lumens (lm)	Case Lot
D910365	6500	165	20
D910327	2700	165	20

Dimension(mm): Ø32x24, Cut Out (mm): Ø24.5



GARNET 2W LED SPOTLIGHT

NEW

Product Code	CCT (K)	Lumens (lm)	*MRP
D720265	6500	120	225
D720227	2700	114	225
D720280	BLUE	25	250
D720295	GREEN	40	250
D720290	RED	30	250

Dimension(mm): Ø39x28, Cut Out (mm): Ø33, Beam Angle: 60°, Case Lot: 20



GARNET 3W MINI LED SPOTLIGHT

NEW

Product Code	CCT (K)	Lumens (lm)	*MRP
D340365	6500	260	320
D340327	2700	240	320
D340380	BLUE	38	340
D340395	GREEN	198	340
D340390	RED	43	340

Dimension(mm): Ø75x45, Cut Out (mm): Ø58, Case Lot: 20



GARNET 10W DIMMABLE WAVE DOWNLIGHT

***MRP. 1390/-**

NEW

Product Code	CCT (K)	Lumens (lm)	Case Lot
D541065	6500	900	10

Dimension(mm): Ø113x59, Cut Out(mm): Ø94

Set the brightness level from 100% to 10%



GARNET 14W DIMMABLE WAVE DOWNLIGHT

***MRP. 1790/-**

NEW

Product Code	CCT (K)	Lumens (lm)	Case Lot
D541465	6500	1250	10

Dimension(mm): Ø145x66, Cut Out(mm): Ø125

Set the brightness level from 100% to 10%



*MRP : ₹ Inclusive of all taxes

wipro 9

GARNET LED LIGHTING RANGE



GARNET 5W WAVE DOWNLIGHT

***MRP. 560/-**

Product Code	CCT (K)	Lumens (lm)	Case Lot
D540565	6500	440	20
D540540	4000	420	20
D540527	2700	400	20



Dimension(mm): Ø95x58, Cut Out (mm): Ø70

GARNET 8W WAVE DOWNLIGHT

***MRP. 760/-**

Product Code	CCT (K)	Lumens (lm)	Case Lot
D540865	6500	720	20
D540840	4000	700	20
D540827	2700	650	20



Dimension(mm): Ø113x59, Cut Out (mm): Ø94

GARNET 12W WAVE DOWNLIGHT

***MRP. 1090/-**

Product Code	CCT (K)	Lumens (lm)	Case Lot
D541265	6500	1100	20
D541240	4000	1050	20
D541227	2700	1000	20



Dimension(mm): Ø145x66, Cut Out (mm): Ø125

GARNET 15W WAVE DOWNLIGHT

***MRP. 1190/-**

Product Code	CCT (K)	Lumens (lm)	Case Lot
D541565	6500	1400	20
D541540	4000	1360	20
D541527	2700	1300	20



Dimension(mm): Ø174x68, Cut Out (mm): Ø150

GARNET 5W WAVE SQUARE DOWNLIGHT

***MRP. 690/-**

Product Code	CCT (K)	Lumens (lm)	Case Lot
D550565	6500	450	20
D550540	4000	430	20
D550527	2700	410	20



Dimension(mm): Ø95x95x50, Cut Out (mm): Ø75

GARNET 8W WAVE SQUARE DOWNLIGHT

***MRP. 890/-**

Product Code	CCT (K)	Lumens (lm)	Case Lot
D550865	6500	720	20
D550840	4000	700	20
D550827	2700	650	20



Dimension(mm): Ø115x115x53, Cut Out (mm): Ø95

*MRP : ₹ Inclusive of all taxes

GARNET LED LIGHTING RANGE



GARNET 3W MINI LED DOWNLIGHT

***MRP. 270/-**

Product Code	CCT (K)	Lumens (lm)	Case Lot
D350365	6500	180	20
D350327	2700	170	20

Dimension(mm): Ø80x46, Cut Out (mm): Ø48



GARNET 5W WHITE ROUND LED DOWNLIGHT

***MRP. 350/-**

Product Code	CCT (K)	Lumens (lm)	Case Lot
D520565	6500	425	20
D520527	2700	400	20

Dimension(mm): Ø110x48, Cut Out (mm): Ø75



GARNET 7W WHITE ROUND LED DOWNLIGHT

***MRP. 400/-**

Product Code	CCT (K)	Lumens (lm)	Case Lot
D520765	6500	595	20
D520727	2700	560	20

Dimension(mm): Ø110x48, Cut Out (mm): Ø75



GARNET 6W TRIMLESS SURFACE PANEL

***MRP. 890/-**

Product Code	CCT (K)	Lumens (lm)	Case Lot
D640665	6500	420	10
D640640	4000	390	10
D640627	2700	360	10

Dimension(mm): Ø 100x23



GARNET 12W TRIMLESS SURFACE PANEL

***MRP. 1290/-**

Product Code	CCT (K)	Lumens (lm)	Case Lot
D641265	6500	960	10
D641240	4000	900	10
D641227	2700	840	10

Dimension(mm): Ø 150x23



GARNET 18W TRIMLESS SURFACE PANEL

***MRP. 1890/-**

Product Code	CCT (K)	Lumens (lm)	Case Lot
D641865	6500	1440	10
D641840	4000	1350	10
D641827	2700	1260	10

Dimension(mm): Ø 200x23



*MRP : ₹ Inclusive of all taxes

GARNET LED LIGHTING RANGE



GARNET 6W TRIMLESS SURFACE PANEL

***MRP. 890/-**

NEW

Product Code	CCT (K)	Lumens (lm)	Case Lot
D650665	6500	420	10
D650640	4000	390	10
D650627	2700	360	10



Dimension(mm): Ø 100x100x23

GARNET 12W TRIMLESS SURFACE PANEL

***MRP. 1290/-**

NEW

Product Code	CCT (K)	Lumens (lm)	Case Lot
D651265	6500	960	10
D651240	4000	900	10
D651227	2700	840	10



Dimension(mm): Ø 150x150x23

GARNET 18W TRIMLESS SURFACE PANEL

***MRP. 1890/-**

NEW

Product Code	CCT (K)	Lumens (lm)	Case Lot
D651865	6500	1440	10
D651840	4000	1350	10
D651827	2700	1260	10



Dimension(mm): Ø 200x200x23

GARNET 5W BATTEN LED

***MRP. 340/-**

Product Code	CCT (K)	Lumens (lm)	Case Lot
D530565	6500	380	20
D530527	2700	360	20



Length(mm): 275

GARNET 10W BATTEN LED

***MRP. 440/-**

Product Code	CCT (K)	Lumens (lm)	Case Lot
D531065	6500	800	20
D531027	2700	760	20



Length(mm): 536

GARNET 20W BATTEN LED

***MRP. 590/-**

Product Code	CCT (K)	Lumens (lm)	Case Lot
D532065	6500	1900	20
D532027	2700	1550	20




Length(mm): 1136

GARNET 20W SLIM LED BATTEN

***MRP. 590/-**

NEW

Product Code	CCT (K)	Lumens (lm)	Case Lot
D632065	6500	1950	20
D632027	2700	1800	20



Length(mm): 1135

*MRP : ₹ Inclusive of all taxes

wipro 12

GARNET LED LIGHTING RANGE



GARNET PLUS 22W HIGH LUMEN LED BATTEN

***MRP. 675/-**

Product Code	CCT (K)	Lumens (lm)	Case Lot
D532265	6500	2400	20
D532227	2700	2200	20



Length(mm): 1136

GARNET PLUS 22W COLOR CHANGING LED BATTEN

***MRP. 850/-**

NEW

Product Code	CCT (K)	Lumens (lm)	Case Lot
D532200	6500/4000/2700	2200	20



Length(mm): 1136 *TURN OFF AND ON IN 5 SECONDS TO CHANGE COLOR

GARNET PLUS 22W DIMMABLE LED BATTEN

***MRP. 990/-**

NEW

Product Code	CCT (K)	Watt(W)	Lumens (lm)	Case Lot
D532165	6500	22	2200	12



Length(mm): 1136 *TURN OFF AND ON IN 2 SECONDS TO CHANGE WATTAGE BETWEEN 5W/10W/22W

GARNET PLUS 36W LED BATTEN

***MRP. 1190/-**

NEW

Product Code	CCT (K)	Lumens (lm)	Case Lot
D533665	6500	3600	12



Length(mm): 1200

GARNET 20W LED GLASS TUBE LIGHT

***MRP. 350/-**

Product Code	CCT (K)	Lumens (lm)	Case Lot
D612065	6500	2000	12
D612040	4000	1850	12
D612027	2700	1750	12




Length(mm): 1200, Basecap: G13

GARNET 20W LED PC TUBE LIGHT

***MRP. 590/-**

NEW

Product Code	CCT (K)	Lumens (lm)	Case Lot
D622065	6500	1900	12



Length(mm): 1200, Basecap: G13

GARNET 20W LED TUBE FITTING

***MRP. 150/-**

NEW

Product Code	Lamp Holder	Ballast	Case Lot
P08120	G13	N/A	12



Length(mm): 1242

*MRP : ₹ Inclusive of all taxes

wipro 13

GARNET LED LIGHTING RANGE



WIPRO GARNET 18W LED NR LAMP

***MRP. 700/-**

Product Code	CCT (K)	Lumens (lm)	Case Lot
D611865	6500	1800	12



GARNET 600MM 18W SLIM LED BATTEN

***MRP. 1190/-**

NEW

Product Code	CCT (K)	Lumens (lm)	Case Lot
D531865	6500	1700	20
D531827	2700	1650	20



Length: 597mm

GARNET 3W LED BULB

***MRP. 130/-**

Product Code	CCT (K)	Lumens (lm)	Case Lot
N32001	6500	300	30
N32002	2700	255	30



Basecap: B22

GARNET 3W LED BULB

***MRP. 130/-**

Product Code	CCT (K)	Lumens (lm)	Case Lot
N33001	6500	300	30
N33002	2700	255	30



Basecap: E27

GARNET 5W LED BULB

***MRP. 200/-**

Product Code	CCT (K)	Lumens (lm)	Case Lot
N50001	6500	500	30
N50002	2700	425	30



Basecap: B22

GARNET 5W LED BULB

***MRP. 200/-**

Product Code	CCT (K)	Lumens (lm)	Case Lot
N51001	6500	500	30
N51002	2700	425	30



Basecap: E27

GARNET 7W LED BULB

***MRP. 225/-**

Product Code	CCT (K)	Lumens (lm)	Case Lot
N70001	6500	700	30
N70002	2700	595	30



Basecap: B22

*MRP : ₹ Inclusive of all taxes

GARNET LED LIGHTING RANGE



GARNET 7W LED BULB

***MRP. 225/-**

Product Code	CCT (K)	Lumens (lm)	Case Lot
N71001	6500	700	30
N71002	2700	595	30

Basecap: E27



GARNET 9W LED BULB

***MRP. 240/-**

Product Code	CCT (K)	Lumens (lm)	Case Lot
N90001	6500	900	30
N90002	2700	756	30

Basecap: B22



GARNET 9W LED BULB

***MRP. 240/-**

Product Code	CCT (K)	Lumens (lm)	Case Lot
N91001	6500	900	30
N91002	2700	765	30

Basecap: E27



GARNET 12W LED BULB

***MRP. 295/-**

Product Code	CCT (K)	Lumens (lm)	Case Lot
N12001	6500	1200	30
N12002	2700	1020	30

Basecap: B22



GARNET 12W LED BULB

***MRP. 295/-**

Product Code	CCT (K)	Lumens (lm)	Case Lot
N12201	6500	1200	30
N12202	2700	1020	30

Basecap: E27



GARNET 14W LED BULB

***MRP. 320/-**

Product Code	CCT (K)	Lumens (lm)	Case Lot
N14001	6500	1400	30
N14002	2700	1190	30

Basecap: B22



GARNET 14W LED BULB

***MRP. 320/-**

Product Code	CCT (K)	Lumens (lm)	Case Lot
N14201	6500	1400	30
N14202	2700	1190	30

Basecap: E27



*MRP : ₹ Inclusive of all taxes

GARNET LED LIGHTING RANGE



GARNET 18W LED BULB

***MRP. 430/-**

Product Code	CCT (K)	Lumens (lm)	Case Lot
N18001	6500	1800	30
N18002	2700	1656	30

Basecap: B22



GARNET 23W LED BULB

***MRP. 625/-**

Product Code	CCT (K)	Lumens (lm)	Case Lot
N23001	6500	2300	30
N23002	2700	2070	30

Basecap: B22



GARNET 26W LED BULB

***MRP. 640/-**

Product Code	CCT (K)	Lumens (lm)	Case Lot
N26001	6500	2600	6

Basecap: B22



LED BULB 30W

***MRP. 650/-**

Product Code	CCT (K)	Lumens (lm)	Case Lot
N30101	6500	3000	6

Basecap: B22



LED BULB 40W

***MRP. 1050/-**

Product Code	CCT (K)	Lumens (lm)	Case Lot
N40001	6500	4000	6

Basecap: B22



LED BULB 50W

***MRP. 1190/-**

Product Code	CCT (K)	Lumens (lm)	Case Lot
N50201	6500	5000	6

Basecap: B22



TEJAS 5W LED BULB

***MRP. 150/-**

Product Code	CCT (K)	Lumens (lm)	Case Lot
N55001	6500	450	30

Basecap: B22



*MRP : ₹ Inclusive of all taxes

GARNET LED LIGHTING RANGE

TEJAS 7W LED BULB

***MRP. 160/-**

Product Code	CCT (K)	Lumens (lm)	Case Lot
N75001	6500	630	30

Basecap: B22



TEJAS 9W LED BULB

***MRP. 175/-**

Product Code	CCT (K)	Lumens (lm)	Case Lot
N95001	6500	810	30

Basecap: B22



GARNET 3W LED CLEAR CANDLE BULB

***MRP. 210/-**

Product Code	CCT (K)	Lumens (lm)	Case Lot
N30002	2700	270	30

Basecap: E14



NEW

GARNET 3W LED CLEAR CANDLE BULB

***MRP. 210/-**

Product Code	CCT (K)	Lumens (lm)	Case Lot
N31002	2700	270	30

Basecap: E27



NEW

GARNET 5W LED CLEAR CANDLE BULB

***MRP. 275/-**

Product Code	CCT (K)	Lumens (lm)	Case Lot
N54002	2700	450	30

Basecap: E14



NEW

GARNET 6W LED CANDLE BULB

***MRP. 375/-**

Product Code	CCT (K)	Lumens (lm)	Case Lot
N61002	2700	470	30

Basecap: E27



GARNET 3W CLEAR G45 BULB

***MRP. 210/-**

Product Code	CCT (K)	Lumens (lm)	Case Lot
N37002	2700	270	30

Basecap: E14



NEW

*MRP : ₹ Inclusive of all taxes

wipro 17

GARNET LED LIGHTING RANGE



GARNET 5W CLEAR G45 BULB

*MRP. 275/-

Product Code	CCT (K)	Lumens (lm)	Case Lot
N57002	2700	490	30

Basecap: E14



GARNET 3W FROSTED LED G45 BULB

*MRP. 175/-

Product Code	CCT (K)	Lumens (lm)	Case Lot
N38001	6500	300	30
N38002	2700	270	30

Basecap: E14



GARNET 5W FROSTED LED G45 BULB

*MRP. 225/-

Product Code	CCT (K)	Lumens (lm)	Case Lot
N56001	6500	500	30
N56002	2700	490	30

Basecap: E14



GARNET 3W FROSTED LED CANDLE BULB

*MRP. 200/-

Product Code	CCT (K)	Lumens (lm)	Case Lot
N34001	6500	270	30
N34002	2700	250	30

Basecap: E14



GARNET 3W FROSTED LED CANDLE BULB

*MRP. 200/-

Product Code	CCT (K)	Lumens (lm)	Case Lot
N35001	6500	300	30
N35002	2700	270	30

Basecap: E27



GARNET 5W FROSTED LED CANDLE BULB

*MRP. 300/-

Product Code	CCT (K)	Lumens (lm)	Case Lot
N52001	6500	450	30
N52002	2700	400	30

Basecap: E14



GARNET 6W FILAMENT BULB

*MRP. 275/-

Product Code	CCT (K)	Lumens (lm)	Case Lot
N63002	2700	600	30

Basecap: B22



*MRP : ₹ Inclusive of all taxes

wipro 18

GARNET LED LIGHTING RANGE



GARNET 6W FILAMENT BULB

*MRP: 275/-

NEW

Product Code	CCT (K)	Lumens (lm)	Case Lot
N62002	2700	600	30

Basecap: E27



GARNET 8W FILAMENT BULB

*MRP: 300/-

NEW

Product Code	CCT (K)	Lumens (lm)	Case Lot
N80002	2700	600	30

Basecap: B22



GARNET 8W FILAMENT BULB

*MRP: 300/-

NEW

Product Code	CCT (K)	Lumens (lm)	Case Lot
N82002	2700	600	30

Basecap: E27



GARNET 4W CANDLE FILAMENT BULB

*MRP: 250/-

NEW

Product Code	CCT (K)	Lumens (lm)	Case Lot
N41002	2700	400	30

Basecap: E14



GARNET 4W CANDLE FILAMENT BULB

*MRP: 250/-

NEW

Product Code	CCT (K)	Lumens (lm)	Case Lot
N42002	2700	400	30

Basecap: E27



GARNET 20W LED STREETLIGHT

*MRP: 2500/-

NEW

Product Code	CCT (K)	Lumens (lm)	Case Lot
D912065	6500	1800	4



GARNET 30W LED STREETLIGHT

*MRP: 3500/-

NEW

Product Code	CCT (K)	Lumens (lm)	Case Lot
D913065	6500	3000	4



GARNET 30W LED FLOODLIGHT

*MRP: 2250/-

NEW

Product Code	CCT (K)	Lumens (lm)	Case Lot
D913065	6500	2700	4



*MRP : ₹ Inclusive of all taxes

wipro 19

GARNET LED LIGHTING RANGE



GARNET 50W FLOOD LIGHT

***MRP. 6000/-**

Product Code	CCT (K)	Lumens (lm)	Case Lot
D915065	6500	4500	4



GARNET 5050 LED STRIP LIGHT

***MRP. 3290/-**

Product Code	CCT (K)	Led Type	Case Lot
D45065	6500	5050	5
D45040	4000	5050	5
D45027	2700	5050	5



Wattage (W/5mts) : 72, Led Count : 60, Voltage(DC) : 12

GARNET 3528 LED STRIP LIGHT

***MRP. 1590/-**

Product Code	CCT (K)	Led Type	Case Lot
D43565	6500	3528	10
D43540	4000	3528	10
D43527	2700	3528	10
D43580	BLUE	3528	10



Wattage (W/5mts) : 24, Led Count : 60, Voltage(DC) : 12

GARNET 25W LED STRIP

***MRP. 900/-**

Product Code	CCT (K)	Led Type	Case Lot
D42865	6500	2835	10
D42840	4000	2835	10
D42827	2700	2835	10
D42880	BLUE	2835	10



Wattage (W/5mts) : 24, Led Count : 60, Voltage(DC) : 12

GARNET 3528 LED WEATHERPROOF IP65 STRIPLIGHT

***MRP. 2790/-**

Product Code	CCT (K)	Led Type	Case Lot
D413565	6500	3528	10
D413540	4000	3528	10
D413527	2700	3528	10



Wattage (W/5mts) : 24, Led Count : 60, Voltage(DC) : 12

WIPRO GARNET LED STRIP DRIVER

Product Code	Current(Amp)	Dimesions(mm)	*MRP
H43510	1	9x32.5	490
H43520	2	77x44	650
H43525	2.5	110x43	700
H45040	4	16x51	900
H45060	6	142x76	1290



Input (VAC) : 140-280, Output (VDC) : 12

*MRP : ₹ Inclusive of all taxes

wipro 20

SMARTLITE CFL

CLASSIC



Product Code	Wattage	Tube	Color	Lumens	Cap	Case Lot	*MRP
CH1005/1605/1705	5W	2U	6500K	210	B22/E14/E27	50	₹150
CH1205/1405/ 1505	5W	2U	2700K	240	B22/E14/E27	50	₹150
CH1108	8W	2U	6500K	430	B22	50	₹155
CH1008/3308/3408	8W	3U	6500K	380	B22/E14/E27	50	₹160
CH1208/3108/3208	8W	3U	2700K	400	B22/E14/E27	50	₹160
CH1011	11W	2U	6500K	565	B22	50	₹160
CH1211	11W	2U	2700K	570	B22	50	₹160
CH6411/6211/6311	11W	3U	6500K	580	B22/E14/E27	50	₹180
CH1211/6011/6111	11W	3U	2700K	605	B22/E14/E27	50	₹180
CH1015	15W	2U	6500K	765	B22	50	₹170
CH1215	15W	2U	2700K	765	B22	50	₹170
CH7015/7215	15W	3U	6500K	780	B22/E27	50	₹190
CH7115/7315	15W	3U	2700K	825	B22/E27	50	₹190
CH1020/8020	20W	3U	6500K	1120	B22/E27	50	₹210
CH8120	20W	3U	2700K	1120	E27	50	₹210
CH1023	23W	3U	6500K	1300	B22	50	₹240
CH1028	28W	3U	6500K	1500	B22	50	₹275
C03136	36W	4U	6500K	1800	B22	30	₹350
C03045	45W	4U	6500K	2600	B22	12	₹550
C03065	65W	4U	6500K	3400	B22	12	₹690
C03085	85W	4U	6500K	4675	B22	12	₹750

TWISTER



Product Code	Wattage	Tube	Color	Lumens	Cap	Case Lot	*MRP
CH2015	15W	Spiral	6500K	900	B22	30	₹250
C24215	15W	Spiral	2700K	950	G-24	30	₹250
C24115	15W	Spiral	6500K	810	G-24	30	₹250
CH2020	20W	Spiral	6500K	1200	B22	30	₹260
CH2023	23W	Spiral	6500K	1400	B22	30	₹280
C04028/25228	28W	Spiral	6500K	1500	B22/E27	30	₹350
C25028/25128	28W	Spiral	2700K	1500	B22/E27	30	₹350

*MRP : ₹ Inclusive of all taxes

SMARTLITE CFL

Product Code	Wattage	Tube	Color	Lumens	Cap	Case Lot	*MRP
C04036	36W	Spiral	6500K	2100	B22	30	₹450
C04045	45W	Spiral	6500K	2750	B22	12	₹650
C04065	65W	Spiral	6500K	3965	B22	12	₹750
C04085	85W	Spiral	6500K	4950	B22	12	₹850

MINI TWISTER



Product Code	Wattage	Tube	Color	Lumens	Cap	Case Lot	*MRP
CH5005	5W	T2 Mini-Spiral	6500K	250	B22	30	₹210
CH5105/6105	5W	T2 Mini-Spiral	2700K	275	B22/E27	30	₹210
CH5008/6008	8W	T2 Mini-Spiral	6500K	425	B22/E27	30	₹230
CH5108/6108	8W	T2 Mini-Spiral	2700K	450	B22/E27	30	₹230
CH5012/6012	12W	T2 Mini-Spiral	6500K	625	B22/E27	30	₹250
CH5112/6112	12W	T2 Mini-Spiral	2700K	650	B22/E27	30	₹250

NON RETROFIT



Product Code	Wattage	Tube	Color	Lumens	Cap	Case Lot	*MRP
C11009	9W	SU	6500K	564	2Pin-G23	50	₹80
C11010	10W	DU	6500K	540	2Pin-G24 D1	50	₹130
C11011	11W	SU	6500K	850	2Pin-G23	50	₹85
C11013	13W	DU	6500K	840	2Pin-G24 D1	50	₹130
C12018	18W	DU	2700K	1120	2Pin-G24 D2	50	₹150
C13018	18W	DU	4000K	1120	2Pin-G24 D2	50	₹150
C11018	18W	DU	6500K	1120	2Pin-G24 D2	50	₹150
C12036	36W	SU	2700K	2900	4Pin-G11	50	₹200
C13036	36W	SU	4000K	2900	4Pin-G11	50	₹200
C11036	36W	SU	6500K	2900	4Pin-G11	50	₹200
C11026	26W	DU	6500K	1680	2Pin-G24D2	50	₹170
C16118	18W	DU	2700K	1120	4Pin	50	₹150
C16218	18W	DU	4000K	1120	4Pin	50	₹150
C16018	18W	DU	6500K	1120	4Pin	50	₹150

*MRP : ₹ Inclusive of all taxes

CONSUMER LUMINAIRE

SAFFIRE

Product Code	Wattage	Color	Case Lot	*MRP
P09014	14W	6500	20	650
P09228/09028	28W	2700/6500	20	800
P09054	54W	2700	20	900



Cap: Yes, Diffuser: No, Lamp: T5

RUBY

Product Code	Wattage	Color	Case Lot	*MRP
P07028	28W	6500	20	620
P07014	14W	6500	20	590



Diffuser: T5, Lamp: No

TOPAZ

Product Code	Wattage	Color	Case Lot	*MRP
P06014	14W	6500	20	625
P06028	28W	6500	20	625



Diffuser: No, Lamp: T5

MAGMA

Product Code	Wattage	Color	Case Lot	*MRP
P07011	11W	6500	20	600
P07036	36W	6500	20	750



Diffuser: Yes, Lamp: PL

MOONLITE

Product Code	Wattage	Color	Case Lot	*MRP
P15119	2 x 9W	6500	12	900



Diffuser: Yes, Lamp: PL

SOLITAIRE

Product Code	Wattage	Color	Case Lot	*MRP
P15518	25W	6500	12	1100



Diffuser: No, Lamp: Circular T6

CRYSTAL

Product Code	Wattage	Color	Case Lot	*MRP
P15518	1 x 9W	6500	12	650



Diffuser: No, Lamp: PL

*MRP : ₹ Inclusive of all taxes

CONSUMER LUMINAIRE

SUPERNOVA

Product Code	Wattage	Lamp	Case Lot	*MRP
P15500	500W	Halogen 500W	12	749
P15100	1000W	Halogen 1000W	6	1599

Diffuser: Yes



INSTA

Product Code	Wattage	Ballast Used	Case Lot	*MRP
P05020	18/20W	Electronic	20	375
P05040	36/40W	Electronic	20	400

Diffuser: No, Lamp: T8/T12



ADORE

Product Code	Wattage	Ballast Used	Case Lot	*MRP
P05340	36/40W	Electronic	20	360

Diffuser: No, Lamp: T8/T12



SLIM PATTI

Product Code	Wattage	Ballast Used	Case Lot	*MRP
P03040	40W	Copper	20	360

Diffuser: No, Lamp: T8/T12



CLASSIC PLUS

Product Code	Wattage	Ballast Used	Case Lot	*MRP
P11040	40W	VPIT	20	275

Diffuser: No, Lamp: T8/T12



SPECTRA

Product Code	Wattage	Ballast Used	Case Lot	*MRP
P08136	36W	Electronic	10	560

Diffuser: No, Lamp: T8



ALUMINUM / SLIM COPPER /CLASSIC PLUS PL CHOKE

Product Code	Wattage	Type	Case Lot	*MRP
H01040	36W/40W	Heavy Duty Polyester	25	130
H04036	36W/40W	VPIT Copper	25	200
H21040	36W/40W	VPIT	25	150

Lamp: FTL

H13013	13W	Copper	40	140
H12018	18W	Copper	40	160

Lamp: CFL

*MRP : ₹ Inclusive of all taxes



SAFELITE

Product Code	Wattage	Cap	Lumens	Case Lot	*MRP
G01025	25W	2pinB22	230	150	15
G01040	40W	2pinB22	415	150	15
G01060	60W	2pinB22	710	150	15
G01075	75W	2pinB22	940	150	15
G01100	100W	2pinB22	1340	150	16



MILKYLITE

Product Code	Wattage	Cap	Case Lot	*MRP
G03040	40W	2pinB22	150	15
G03060	60W	2pinB22	150	15
G03100	100W	2pinB22	150	16

LONGLITE

Product Code	Wattage	Cap	Lumens	Case Lot	*MRP
G02040	40W	2pinB22	415	150	15
G02060	60W	2pinB22	710	150	15
G02100	100W	2pinB22	1340	150	16
G01200	200W	2pinB22	3000	50	30



RC LAMP

Product Code	Wattage	Cap	Shell type	Case Lot	*MRP
G11100	100W	2pinB22	Lota shape	150	14

FESTILITE

Product Code	Wattage	Cap	Case Lot	*MRP
G14015-801	15W	2pinB22	240	16
G14015	15W	2pinB22	240	16
G11015	15W	2pinB22	240	16
G03015	15W	2pinB22	240	16



CANDLELITE

Product Code	Wattage	Cap	Lumens	Case Lot	*MRP
G05025/5125	25W	E14/B22	100	100	19.75
G05140	40W	E14	100	100	19.75
G06040/7040	40W	E14/B22	100	100	19.75
G06060/7060	60W	E14/B22	100	100	19.75
G08040/9040	40W	E14/B22	100	100	19.75
G08060/9060	60W	E14/B22	100	100	19.75



CLASSICLITE

Product Code	Wattage	Cap	Case Lot	*MRP
G08040/9040	230W	E14/E27	100	19.75
G08060/9060	230W	E14/E27	100	19.75



INSTA

Product Code	Wattage	Lamp	Case Lot	*MRP
H05040	36/40W	Electronic	25	250
H05036	36/40W	Electronic	25	275
H32028	28W	Electronic	25	300
H32036	36/40W	Electronic with Connector	25	300
H33028	28W	Electronic with Connector	25	340
H05140	36/40W	Electronic	25	230



Diffuser: No, Lamp: FTL

PL ELECTRONIC BALLAST

Product Code	Wattage	Type	Case Lot	*MRP
H31013	13W	Electronic	25	200
H31018	18W	Electronic	25	200



Diffuser: No, Lamp: NR

METAL HALIDES

Product Code	Wattage	Lamp	Case Lot	*MRP
L03070	70W	Rx-7s	50	565
L03150	150W	Rx-7s	50	565
L04070	70W	G12	25	1055
L02250	250W	E40	12	1160
L02400	400W	E40	6	1160
L01250	250	E40	12	1055
L01400	400W	E40	12	1055



REGULAR

Product Code	Wattage	Lamp	Lumens	*MRP
F01018	18W	T8	940	44
F01020	20W	T12	1015	40
F01136	36W	T8	2650	55
F01036	36W	T8	2425	48
F01036	40W	T12	2650	45



Case Lot: 30

FTL

Product Code	Wattage	Lumens	Case Lot	*MRP
F01014	14W	1160	40	120
F01028	28W	2480	40	130



Diffuser: No, Lamp: T5

*MRP : ₹ Inclusive of all taxes

LIFELITE

Product Code	Wattage	Battery & Operating time	*MRP
CL0004	3W	Rechargeable sealed Lithium Battery & Approx. 7 hours	1190



EMERALD

Product Code	Wattage	Battery & Operating time	*MRP
CL0005	5W	Lithium Battery & 2.5hr/Bright Light, 10hrs/ Dim Light	1290



CORAL

Product Code	Wattage	Battery & Operating time	*MRP
E10004	8.4W	Lithium Battery & 1.5hrs/ Strong Light, 10hrs/Weak Light	1250



SMARTLIFE SUPER DELUXE

Product Code	Wattage	Type of Coating	Case Lot	*MRP
WI0001	1000W	Non stick Dupont Teflon Coating	12	850



SMARTLIFE DELUXE

Product Code	Wattage	Type of Coating	Case Lot	*MRP
WI0002	1000W	Non stick Dupont Teflon Coating	12	750



SMARTLIFE POPULAR

Product Code	Wattage	Type of Coating	Case Lot	*MRP
WI0003	1000W	American Heritage Coating	12	649



MAGIQ

Product Code	Wattage	Type of Coating	Case Lot	*MRP
WI0006	750W	American Heritage Coating	12	625



Dazzle

Product Code	Wattage	Type of Coating	Case Lot	*MRP
WI0007	1000W	Dupont American Heritage Coating	12	750



NORTH-WEST MCB's

SEQURA MCB



PRODUCT FEATURES

- ✓ High breaking capacity of 10000 (10kA)
- ✓ Very low Watt loss
- ✓ Mid trip knob position
- ✓ Trip free mechanism

Rating (Amp)

C-curve

	SP-*MRP	SPN-*MRP	DP-*MRP	TP-*MRP	TPN-*MRP	FP-*MRP
6A, 10A, 16A,	₹ 160	₹ 400	₹ 450	₹ 660	₹ 900	₹ 1000
20A, 25A, 32A	₹ 160	₹ 400	₹ 450	₹ 660	₹ 900	₹ 1000
40A	₹ 342	₹ 550	₹ 650	₹ 950	₹ 1200	₹ 1300
63A	₹ 380	₹ 600	₹ 730	₹ 1080	₹ 1300	₹ 1410

Case Lot for SP 48 nos., DP 24 nos., TP16 nos., TPN&FP 12 nos.

LBS (Isolators)



PRODUCT FEATURES

- ✓ High breaking capacity of 10000 (10kA)
- ✓ Very low Watt loss
- ✓ Trip free mechanism

Rating (Amp)

DP-*MRP

FP-*MRP

40A
63A

₹ 300
₹ 380

₹ 700
₹ 730

Case Lot for DP 24 nos., &FP 12 nos.

RC TRIP (RCCB)



PRODUCT FEATURES

- ✓ High breaking capacity of 10000 (10kA)
- ✓ Very low Watt loss
- ✓ Trip free mechanism

Rating (Amp)

30mA

100mA

300mA

	DP-*MRP	FP-*MRP	DP-*MRP	FP-*MRP	DP-*MRP	FP-*MRP
16A	₹1910	₹2400	₹1855	₹2300	₹1855	₹2300
25A	₹1910	₹2400	₹1855	₹2300	₹1855	₹2300
32A	₹2025	₹2480	₹1995	₹2395	₹1995	₹2395
40A	₹2025	₹2480	₹1995	₹2395	₹1995	₹2395
63A	₹2675	₹2825	₹2525	₹2765	₹2525	₹2765

TINY TRIP



PRODUCT FEATURES

- ✓ Suitable for AC's, Refrigerators and other power appliances.
- ✓ Inflammable Thermo set materials
- ✓ Easy installation into single phase DB

Rating (Amp)

Single Pole

Double Pole

	Case lot	*MRP	Case lot	*MRP
6A,10A,16A,20A,25A,32A,	120	₹175	60	₹375
Load break switches (Isolator)				
32A			60	₹350
50A			60	₹400

*MRP : ₹ Inclusive of all taxes

NORTH-WEST STARTERS & POWER UNITS

MOTOR STARTER



PRODUCT FEATURES

- ✓ Switching & overload protection for appliances such as - AC's, Water Pumps, Washing Machines etc...
- ✓ Inflammable Thermo set materials

Rating (Amp)	Cat No.	Description	Case Lot	*MRP
12M01 A	0.60A - 1.00A	1/8 HP Pump	20	₹400
12M01 B	0.90A - 1.50A	1/4 HP Pump	20	₹400
12M01 C	1.20A - 2.00A	1/3 HP Pump	20	₹400
12M01 D	2.00A - 3.50A	½ HP Pump	20	₹400
12M01 E	3.00A - 5.00A	3/4 HP Pump	20	₹400
12M01 F	4.75A - 7.50A	1 Ton AC	20	₹400
12M01 G	7.00A - 11.50A	1.5 Ton AC	20	₹400
12M01 H	11.00A - 18.00A	2 Ton AC	20	₹425
12M01 J	16.00A - 25.00A	2.5Ton AC	20	₹470
GE- 32	Steel Box for surface Mounting of motor starter			₹90

POWER UNITS



PRODUCT FEATURES

- ✓ Aesthetic design
- ✓ Inflammable thermo set Material
- ✓ Available in box type version
- ✓ Suitable for North-West plates and bakelite sheets for flush type

Cat No	Description	Standard Rating	Case lot	*MRP
ACPU6M-FT	6M Flush Type with starter, DPMCB & Plug Top With Indicator	G/H/J	24	₹1325
ACPU4M-FT	4M Flush Type with starter & Plug Top With Indicator	G/H/J	40	₹925
ACPU6M-BT	6M Surface Munted with Starter, DPMCB & Plug Top With Indicator	G/H/J	24	₹1450
ACPU4M-BT	4M Surface Munted with Starter & Plug Top With Indicator	G/H/J	32	₹980
PU3M-FT	3M Flush Type with SPMCB & Plug Top With Indicator		72	₹675
PU3M-BT	3M Surface Munted with SPMCB & Plug Top With Indicator		40	₹720

*MRP : ₹ Inclusive of all taxes

NORTH-WEST

STARTERS & POWER UNITS

ELITE DISTRIBUTION BOARD



PRODUCT FEATURES

- ✓ IP 43 Protection
- ✓ Reversible door facility
- ✓ Removable shield
- ✓ Plastic door corner
- ✓ Cement Spill guard

Description	Cat No	*MRP
Elite-4 Way SPN SD	NW-EL4WSPNSD0	₹775
Elite-6 Way SPN SD	NW-EL6WSPNSD0	₹850
Elite-8 Way SPN SD	NW-EL8WSPNSD0	₹900
Elite-12 Way SPN SD	NW-EL12WSPNSD	₹1200
Elite-16 Way SPN SD	NW-EL16WSPNSD	₹1500
Elite-4 Way SPN DD	NW-EL4WSPNDD0	₹1200
Elite-6 Way SPN DD	NW-EL6WSPNDD0	₹1350
Elite-8 Way SPN DD	NW-EL8WSPNDD0	₹1525
Elite-12 Way SPN DD	NW-EL12WSPNDD	₹1850
Elite-16 Way SPN DD	NW-EL16WSPNDD	₹2250
Elite-4 Way TPN SD (8 + 12)	NW-EL4WTPNSD0	₹2300
Elite-6 Way TPN SD (8 + 18)	NW-EL6WTPNSD0	₹2850
Elite-8 Way TPN SD (8 + 24)	NW-EL8WTPNSD0	₹3200
Elite-12 Way TPN SD (8 + 36)	NW-EL12WTPNSD	₹4200
Elite-4 Way TPN DD (8 + 12)	NW-EL4WTPNDD0	₹3050
Elite-6 Way TPN DD (8 + 18)	NW-EL6WTPNDD0	₹3400
Elite-8 Way TPN DD (8 + 24)	NW-EL8WTPNDD0	₹4200
Elite-12 Way TPN DD (8 + 36)	NW-EL12WTPNDD	₹6100

*MRP : ₹ Inclusive of all taxes





Note : We reserve the right to modify the product without prior information.

Branch Offices:

Ahmedabad	02718 - 262710 / 321819	Hyderabad	040 - 27173939 / 27176452
Ambala	0171 - 2522035 / 3299052	Hubli	0836 - 2236902 / 2236903
Aurangabad	0240 - 6003077 / 6002077	Indore	0731 - 4023486 / 3298765
Bangalore	080 - 40541951 / 40541950	Jaipur	0141 - 2280289 / 2280014
Bhubaneswar	0674 - 6450804 / 09337011809	Kolkata	033 - 44045886 / 09874537418
Chandigarh	0172 - 5018734 / 2660714	Lucknow	0522 - 2434352 / 2434734
Chennai	044 - 24769653	Mumbai	0252 - 2314292 / 09833048928
Cochin	0484 - 6555545 / 09895708464	Nagpur	0710 - 4396386 / 09975178423
Coimbatore	0422 - 2477841 / 2478751	Patna	0612 - 2640855 / 09835230505
Delhi	011 - 41708122 / 41708129	Pune	020 - 32949933
Ghaziabad	0120 - 2962852	Raipur	0771 - 3265725 / 09752605564
Goa	0836 - 2236902 / 2236903	Ranchi	0651 - 2206636 / 07488285584
Guwahati	0361 - 2236986 / 09854059453	Vijayawada	0866 - 6583777 / 09701546666



Wipro Enterprises (P) Limited

Resigtered office: 134, Doddakannelli, Sarjapur Road, Bengaluru-560035

Write to: Wipro Consumer Care, Doddakannelli, Sarjapur Road, Bengaluru-560035

Phone: 080 2844 0011 | **Call Toll free no:** 1-800-425-1969

Email us at: feedback.wcc@wipro.com

Visit us at:

www.wiproconsumerlighting.com

www.wiprolighting.com

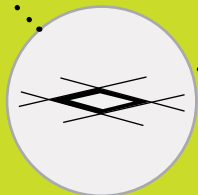
www.wiproconsumercare.com

 facebook.com/WiproLED  twitter.com/WiproLED  instagram.com/wiproled

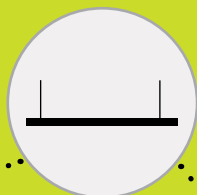


LED RANGE PRICE LIST

w.e.f. August 2017



**modern
workspaces**
recessed | page 04



**modern
workspaces**
suspended | page 08



**commercial
interiors**
downlighters | page 12



lighting controls
page 16



**cleanroom
& sterile areas**
page 18



industries
page 20



**outdoor
street lighting**
page 24



Driven by Efficiency, Leading by Performance

Since its inception, in 1991 Wipro Lighting has always been associated with new product innovations and unique lighting concepts. Be it from high efficiency LED luminaires and lighting management systems for green buildings, we are the leaders in providing comprehensive energy efficient solutions.

Wipro Lighting is at the forefront in providing smart, intelligent & connected LED lighting solutions for various application areas including modern workspaces, industries, retail, healthcare, pharmaceuticals, roads & highways, landscapes and many more.

We have a single minded focus on enhancing competitive advantage and thereby customer profitability at all times and our commitment to implement green lighting solutions, to create possibilities for a brighter future and a cleaner planet.



outdoor
flood lighting
page 26



outdoor
landscape lighting
page 28



cleanray
page 30

Modern Workspaces

right light for
cheerful workspaces



OpusLED is elegant, fluidic & modern in design with unique floating spherical diffuser and surrounding light chamber that subtly introduces a circular geometry into the ceiling plane.

OpusLED

LM 38
High efficiency recess mounted LED luminaire




new



Cat No.	System Wattage (W)	CCT (K)	LP (₹)
LM38-461-XXX-57-XX	34	5700	9,790

VergeLED

LM 29
High efficiency recess mounted versatile LED luminaire



Cat No.	System Wattage (W)	CCT (K)	LP (₹)
LM29-451-XXX-57-XX	33	5700	6,490
LM29-451-XXX-57RCC	33	5700	7,050
LM29-451-XXX-57GRID	33	5700	7,250

RCC suffix denotes suspension mounting for RCC ceiling.
GRD suffix denotes suspension mounting for modular ceiling.



LIGHT AROUND YOU

VergeLED's minimal design integrates ceiling into the luminaire creating a unique volumetric lighting experience.

ImmaculateLED Trimless

CRCO 10
Recess mounted LED luminaire with minimalist trim and full diffuser



new

Cat No.	System Wattage (W)	CCT (K)	LP (₹)
CRCO10R038HP57SLAB	31	5700	5,950

For all 2x2 products, frame to be ordered separately for installation in POP/gypsum ceiling.
Catalogue no. for frame is 9180P01089 LP Rs. 590 | Cutout dimension: 608 mm x 608 mm.

ImmaculateLED

CRCO 10
Recess/surface mounted LED luminaire with full diffuser



Cat No.	System Wattage (W)	CCT (K)	LP (₹)
CRCO10R038HP57G1	31	5700	5,250
CRCO10S038HP57G1	31	5700	5,650
CRCO10R036HP57G1	33	5700	5,890
CRCO10S036HP57G1	33	5700	6,290

'R' represents recess and 'S' represents surface mounting.

For all available correlated colour temperatures (CCT) and beam angles, LP remains the same. 5

Modern Workspaces • Recessed

ImmaculateLED DD

LM 24
Recess mounted LED luminaire with drop down diffuser



Cat No.	System Wattage (W)	CCT (K)	LP (₹)
LM24-391-XXX-57-DD	31	5700	5,650
LM24-421-XXX-57-DD	33	5700	6,290

ImmaculateLED Platinum

LM 25
Recess mounted slim LED luminaire



Cat No.	System Wattage (W)	CCT (K)	LP (₹)
LM25-361-XXX-65-G1*	36	6500	5,950
LM25-481-XXX-65-G1**	36	6500	6,750

Cutout dimensions: *570 mm x 570 mm | **270 mm x 1170 mm

ElateLED

CRCO 10
Recess mounted LED luminaire with full diffuser



Cat No.	System Wattage (W)	CCT (K)	LP (₹)
CRCO10R038HP57GL1	36	5700	5,590

WaveLED

LM 24
Recess mounted LED luminaire



Cat No.	System Wattage (W)	CCT (K)	LP (₹)
LM24-391-XXX-57-G1	31	5700	5,750
LM24-421-XXX-57-G1	33	5700	6,390

SpacioLED

LM 15
Recess mounted indirect-direct LED luminaire for new age workspaces



Cat No.	System Wattage (W)	CCT (K)	LP (₹)
LM15-361-XXX-57-XX	32	5700	4,390
LM15-411-XXX-57-XX	35	5700	4,890

Matrix-ILED

LM 17
Recess mounted LED luminaire



Cat No.	System Wattage (W)	CCT (K)	LP (₹)
LM17-401-XXX-57-XX	30	5700	4,490
LM17-461-XXX-57-XX	33	5700	4,990

For all 2x2 products, frame to be ordered separately for installation in POP/ gypsum ceiling.
Catalogue no. for frame is 9180P01089 LP Rs. 590 | Cutout dimension: 608 mm x 608 mm.



AxeonLED Recess

LM 34
Recess mounted linear
LED luminaire



Cat No.	System Wattage (W)	CCT (K)	LP (₹)
LM34-251-XXX-57-RM	20	5700	7,890
LM34-251XXX-57RMCT	20	5700	7,890

Cutout dimensions: 1188 mm x 60 mm

AxeonLED Trimless

LM 34
Recess mounted linear
LED luminaire



Cat No.	System Wattage (W)	CCT (K)	LP (₹)
LM34-251-XXX-57-TL	20	5700	8,390
LM34-251XXX-57TLCT	20	5700	8,390

Cutout dimensions: 1182 mm x 54 mm

Aura Plus

CRCO 13
Recess/surface mounted
LED luminaire



Cat No.	System Wattage (W)	CCT (K)	LP (₹)
CRCO13R038HP57G1	31	5700	6,790
CRCO13S038HP57G1	31	5700	7,290

'R' represents recess and 'S' represents surface mounting.
Frame to be ordered separately for installation in POP/gypsum ceiling.

AxeonLED gives the flexibility to choose as per the requirement of available space, blending well with the modern architecture, delivering value in every aspect.

LineosLED

LM 30
Linear recess mounted LED luminaire



Cat No.	System Wattage (W)	CCT (K)	LP (₹)
LM30-211-XXX-57-XX	21	5700	5,990
LM30-211-XXX-57-CT	21	5700	6,090
LM30-401-XXX-57-XX	32	5700	6,950
LM30-401-XXX-57-CT	32	5700	7,050

Cutout dimensions: 1178 mm x 78 mm

TZLED

LM 35
Recess mounted slim LED luminaire
suitable for TechZone ceiling



Cat No.	System Wattage (W)	CCT (K)	LP (₹)
LM35-381-XXX-57-G1	28	5700	8,690
LM35-381-XXX-57-CT	28	5700	8,790
LM35-761-XXX-57-G1	56	5700	17,090
LM35-761-XXX-57-CT	56	5700	17,190

Cutout dimensions: 1178 mm x 133 mm

Modern Workspaces • Suspended

Modern Workspaces

do your offices in style



AxeonLED Drop Down

LM 34

Suspended linear LED luminaire with drop down diffuser



Cat No.	System Wattage (W)	CCT (K)	LP (₹)
LM34-251-XXX-57-DD	20	5700	8,190
LM34-251XXX-57DDCT	20	5700	8,290
LM34-501-XXX-57-DD	40	5700	16,290
LM34-501XXX-57DDCT	40	5700	16,390

Please order suspension separately.

AxeonLED

LM 34

Linear suspended up-down light, LED luminaire



Cat No.	System Wattage (W)	CCT (K)	LP (₹)
LM34-361-XXX-57-XX	29	5700	8,750
LM34-361-XXX-57-CT	29	5700	8,850
LM34-721-XXX-57-XX	58	5700	17,050
LM34-721-XXX-57-CT	58	5700	17,150

Please order suspension separately. Order product code with CT for end-to-end installation.

AxeonLED

LM 34

Linear suspended down light, LED luminaire



Cat No.	System Wattage (W)	CCT (K)	LP (₹)
LM34-251-XXX-57-XX	20	5700	6,990
LM34-251-XXX-57-CT	20	5700	7,090
LM34-501-XXX-57-XX	40	5700	13,890
LM34-501-XXX-57-CT	40	5700	13,990

Please order suspension separately. Order product code with CT for end-to-end installation.

PieLED

LM 78

Linear up-down light suspended LED luminaire



Cat No.	System Wattage (W)	CCT (K)	LP (₹)
LM78-401-XXX-57-XX/CT	26	5700	13,090
LM78-801-XXX-57-XX/CT	52	5700	26,190

Please order suspension separately.



Suspension for PieLED and AxeonLED

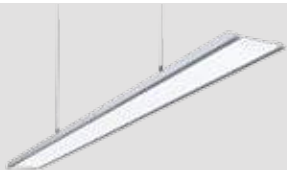


Universal suspension system with quick onsite adjustment: mounting with 2 nos. suspension from ceiling			LP (₹)
WVX 861	Suitable for installation on RCC ceiling		590
LMX 341	Suitable for installation on RCC ceiling		590
WVX 862	Suitable for installation on modular grid Armstrong (Prelude 24mm exposed suspension system)		690
WVX 863	Suitable for installation on modular grid Armstrong (Silhouette 15mm)		690
LMX 342	Suitable for installation on modular grid Prelude 24mm ceiling system		690
LMX 343	Suitable for installation on modular grid Silhouette 15mm ceiling system		690

Suspension Series: WVX86 is for PieLED | LMX34 is for AxeonLED

AslimlineLED

LM 77
The slimmest luminaire in class



Cat No.	System Wattage (W)	CCT (K)	LP (₹)
LM77-441-XXX-57-V1	32	5700	11,290
LM77-441-XXX-40-V1	32	4000	11,290

Please order suspension separately.

LineosLED

LM 31
Linear suspended LED luminaire



Cat No.	System Wattage (W)	CCT (K)	LP (₹)
LM31-211-XXX-57-XX	21	5700	6,750
LM31-211-XXX-57-CT	21	5700	6,850
LM31-401-XXX-57-XX	32	5700	7,950
LM31-401-XXX-57-CT	32	5700	8,050

Please order suspension separately.

Suspension for
AslimlineLED



Universal suspension system with quick onsite adjustment:
mounting with 2nos. suspension from ceiling

	LP (₹)
LMX 771	Suitable for installation on RCC ceiling 550
LMX 772	Suitable for installation on modular grid Armstrong Prelude ceiling 650
LMX 773	Suitable for installation on modular grid Armstrong silhouette ceiling 650

Suspension for
LineosLED



Universal suspension system with quick onsite adjustment:
mounting with 2nos. suspension from ceiling

	LP (₹)
WVX 861	Suitable for installation on RCC ceiling 590
WVX 862	Suitable for installation on modular grid Prelude 24 mm ceiling system 690
WVX 863	Suitable for installation on modular grid Silhouette 15mm ceiling system 690

AxeonLED Surface

LM 34
Surface mounted linear
LED luminaire



Cat No.	System Wattage (W)	CCT (K)	LP (₹)
LM34-251-XXX-57-SM	20	5700	8,290





LH13 LED

LH 13

Pendant mounted LED luminaire with spun aluminium reflector



Cat No.	System Wattage (W)	CCT (K)	LP (₹)
LH13-301-060-40-XX	32	4000	8,790
LH13-301-060-57-XX	32	5700	8,790

OrbitLED

LM 71

Circular suspended fully diffused LED luminaire



Cat No.	System Wattage (W)	CCT (K)	LP (₹)
LM71-341-XXX-40-XX	26	4000	10,290
LM71-441-XXX-40-XX	34	4000	11,850
LM71-341-XXX-57-XX	26	5700	10,290
LM71-441-XXX-57-XX	34	5700	11,850



w.e.f. August 2017

ComfortLED

LW 04

Wall mounted personal LED luminaire



Cat No.	System Wattage (W)	CCT (K)	LP (₹)
LW04-411-XXX-57-XX	31	5700	7,590

For all available correlated colour temperatures (CCT) and beam angles, LP remains the same. 11

Commercial Interiors • Downlighters

Commercial Interiors

create the ambience



HeliosLED

LD 90
High performance recess mounted
LED downlighter



Cat No.	System Wattage (W)	CCT (K)	LP (₹)
LD90-111-XXX-65-XX*	9	6500	1,390
LD90-141-XXX-65-XX*	12	6500	1,490
LD90-191-XXX-65-XX**	15	6500	1,590
LD90-231-XXX-65-XX***	18	6500	1,790

Cutout dimensions: *Ø125 mm | **Ø145 mm | ***Ø165 mm

HelixLED

LD 91
Recess mounted circular
LED downlighter



Cat No.	System Wattage (W)	CCT (K)	LP (₹)
LD91-141-XXX-65-XX	11	6500	1,690
LD91-201-XXX-65-XX	15	6500	1,890

Cutout dimensions: Ø165 mm

IrisLED Gold FD

LD 71
Recess mounted LED downlighter
with flushed diffuser



Cat No.	System Wattage (W)	CCT (K)	LP (₹)
LD71-111-SML-65-FD	11	6500	1,750
LD71-161-SML-65-FD	15	6500	1,850

Cutout dimensions: Ø145 mm

IrisLED

LD 71
Recess mounted circular
LED downlighter



Cat No.	System Wattage (W)	CCT (K)	LP (₹)
LD71-111-SMS-65-XX*	11	6500	1,590
LD71-161-SML-65-XX**	15	6500	1,690

Cutout dimensions: *Ø110 mm | **Ø145 mm

IrisLED Gold RF

LD 71
Recess mounted circular LED
retrofit downlighter



Cat No.	System Wattage (W)	CCT (K)	LP (₹)
LD71-111-SML-65-RF	11	6500	1,850
LD71-161-SML-65-RF	15	6500	1,950

Cutout dimensions: Ø168 mm

IrisLED Gold DD

LD 71
High efficiency LED downlighter with
drop down diffuser



Cat No.	System Wattage (W)	CCT (K)	LP (₹)
LD71-111-SML-65-DD	11	6500	1,750
LD71-161-SML-65-DD	15	6500	1,850

Cutout dimensions: Ø145 mm

IrisLED SQ

LD 74
High efficiency square LED downlighter



Cat No.	System Wattage (W)	CCT (K)	LP (₹)
LD74-101-XXX-65-XX*	11	6500	2,090
LD74-121-XXX-65-XX**	14	6500	2,190
LD74-151-XXX-65-XX***	16	6500	2,490

Cutout dimensions: *97 mm x 97 mm | **117 mm x 117 mm | ***137 mm x 137 mm

Halo

CRDL 11
Recess mounted circular
LED downlighter



Cat No.	System Wattage (W)	CCT (K)	LP (₹)
CRDL11R008HP57*	6	5700	1,950
CRDL11R013HP57*	9	5700	2,050
CRDL11R017HP57*	12	5700	2,250
CRDL11R023HP57*	18	5700	2,690
CRDL11R033HP57**	26	5700	4,650

Cutout dimensions: *Ø172 mm | **Ø220 mm

Halo

CRDL 11
Surface mounted circular
LED downlighter



Cat No.	System Wattage (W)	CCT (K)	LP (₹)
CRDL11S008HP57	6	5700	2,590
CRDL11S013HP57	9	5700	2,690
CRDL11S017HP57	12	5700	2,950
CRDL11S023HP57	18	5700	3,490
CRDL11S033HP57	26	5700	5,790

SpherisLED

CRDL 10
Recess mounted circular LED
downlighter



Cat No.	System Wattage (W)	CCT (K)	LP (₹)
CRDL10R005HP60*	6	6000	990
CRDL10R010HP60**	11	6000	1,390
CRDL10R015HP60***	17	6000	1,790

Cutout dimensions: *Ø90 mm | **Ø115 mm | ***Ø140 mm





LED Gimball

LD 56
Circular gimball luminaire



Cat No.	System Wattage (W)	CCT (K)	LP (₹)
LD56-251-060-40-XX*	20	4000	3,850
LD56-381-060-40-XX**	32	4000	5,150
LD56-501-060-40-XX**	41	4000	4,450

Also available in beam angles: 16°, 24°, 36°
Cutout dimensions: *Ø115 mm | **Ø135 mm

LED Gimball

LD 58
Square gimball luminaire




Cat No.	System Wattage (W)	CCT (K)	LP (₹)
LD58-251-060-40-XX*	20	4000	3,850
LD58-381-060-40-XX**	32	4000	5,150
LD58-501-060-40-XX**	41	4000	4,450

Also available in beam angles: 16°, 24°, 36°
Cutout dimensions: *95 mm x 95 mm | **135 mm x 135 mm | ***150 mm x 150 mm
Available in twin & triple head options.

LED Swivel Projector

LD 59
Circular adjustable/rotatable
downlight luminaire



Cat No.	System Wattage (W)	CCT (K)	LP (₹)
LD59-251-036-40-XX*	20	4000	5,490
LD59-381-036-40-XX**	32	4000	6,590
LD59-501-036-40-XX**	41	4000	9,250

Also available in beam angles: 16°, 24°, 60°
Cutout dimensions: *Ø110 mm | **Ø140 mm | *** Ø165 mm

LED Tracklight

LD 57
LED Track Light



Cat No.	System Wattage (W)	CCT (K)	LP (₹)
LD57-251-036-40-XX	20	4000	4,950
LD57-381-036-40-XX	32	4000	5,250
LD57-501-036-40-XX	41	4000	6,290

Also available in beam angles: 24°, 60°
Please order suitable accessories as below.

Cat No.		LP (₹)
XTS-5100	Single phase 1 mtr track	1,190
XTS-5200	Single phase 2 mtr track	2,390
XTS 52	Straight connector	290
SKB520	2 mtr single suspension	590



Lighting Controls

cost, convenience & comfort



eSavvy

CRPS 10
Smart PIR occupancy sensor



Cat No.		LP (₹)
CRPS10R010A	Passive Infrared Sensor	4,090

Cutout dimensions: Ø72 mm

eSavvy

CRPS 13
PIR sensor switching photocell



Cat No.		LP (₹)
CRPS13R010A	Programmable Occupancy Sensor	5,990

Cutout dimensions: Ø72 mm

eSavvy

CRAD
High performance programmable PIR
occupancy sensor with daylight dimming



Cat No.		LP (₹)
CRADDPS10R010A	Occupancy sensor with daylight dimming suitable for 1-10V analogue ballast	8,090

Cutout dimensions: Ø72 mm

eSense

COM 20/CDA 21
High performance programmable PIR
occupancy sensor with daylight dimming



Cat No.		LP (₹)
COM 20010	Occupancy sensor	14,990
CDA 21010	Occupancy sensor with daylight dimming suitable for 1-10V analogue ballast	16,890

Cutout dimensions: Ø60 mm

eSense

COM 23/CDA 24
High performance microwave occupancy
and daylight dimming sensors



Cat No.		LP (₹)
COM 23010	Occupancy sensor	12,590
CDA 24010	Occupancy sensor with daylight dimming suitable for 1-10V analogue ballast	13,590

Cutout dimensions: Ø60 mm

eSense

CRADSS11/CRADSS12
CRADSS13
Scene select system



4 channel scene select

Cat No.		LP (₹)
CRADSS11R010A	1 channel scene select	29,990
CRADSS12R020A	2 channel scene select	50,990
CRADSS13R040A	4 channel scene select	91,690



Cleanroom & Sterile areas

Cleanroom & Sterile Areas

clean and pure light for
zero error zones



VisionLED BOCR

LC 20

Recess mounted, bottom opening
cleanroom LED luminaire



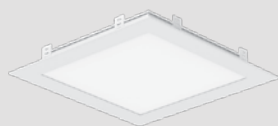
Cat No.	System Wattage (W)	CCT (K)	LP (₹)
LC20-411-XXX-57-XX*	30	5700	8,150
LC20-551-XXX-57-XX**	42	5700	9,350
LC20-721-XXX-57-XX**	60	5700	10,750

Cutout dimensions: *490 mm x 490 mm | **580 mm x 580 mm

VisionLED Prime TOCR

LC 30

Best-in-class top opening
cleanroom luminaire



Cat No.	System Wattage (W)	CCT (K)	LP (₹)
LC30-411-XXX-57-G1	30	5700	9,550
LC30-551-XXX-57-G1	42	5700	10,290
LC30-721-XXX-57-G1	60	5700	10,990
LC30-102-XXX-57-G1	78	5700	14,390
TFTC100*	-	-	4,190


*Top frame & top cover (TFTC) to be ordered seperately.

Cutout dimensions: 600 mm x 600 mm

VisionLED Retrofit

HC 30

Suitable for retrofit solution



Cat No.	System Wattage (W)	CCT (K)	LP (₹)
HC30-411-XXX-57-XX	31	5700	6,590
HC30-551-XXX-57-XX	42	5700	8,990



Leaders in cleanroom lighting

Dedicated team of cleanroom lighting specialists

VisionLED range is designed and developed by technical experts with a sound understanding of a cleanroom

Conformity to international standards

VisionLED range conforms to international guidelines for
USFDA - Food and Drug Administrative Procedures and
GMP - Good Manufacturing Practices

Design and develop customised solutions

Over the years, we have designed and developed more than 750 customised product variants catering to the ever-evolving needs of Pharmaceutical, Food & Beverages and Electronics & Semi Conductor Industries


More than 20 years of experience

Today, most leading companies choose VisionLED luminaires as the preferred choice for their cleanrooms

Over 2000 successful installations

With as many as 2000 successful installations, VisionLED is uniquely positioned as the leader in cleanroom lighting

For any queries on cleanroom lighting applications,
contact our nearest branch or write to helpdesk.lighting@wipro.com

A black and white photograph of an industrial factory interior. The scene shows a large, complex machine with a metal frame and safety railings. The machine has a large, rectangular, mesh-covered section. Above the machine, there are various pipes, conduits, and structural elements of the factory ceiling. The floor is concrete. A large blue circle is overlaid on the left side of the image, containing the word 'Industries' and a subtitle. The word 'Industries' is in a large, white, serif font, and the subtitle is in a smaller, white, sans-serif font.

Industries

Industries

enhanced efficiency with
effective savings



XpressbayLED

LH 15
Linear LED highbay suspended luminaire



new

Cat No.	System Wattage (W)	CCT (K)	LP (₹)
LH15-102-060-57-XX	75	5700	16,990
LH15-142-060-57-XX	100	5700	21,990
LH15-182-060-57-XX	130	5700	29,990
LH15-282-060-57-XX	200	5700	43,990

Also available in 90° beam angle.
Please order suspension separately.

Canopy Luminaire

LH 14
High efficiency LED mid/highbay canopy luminaire



Cat No.	System Wattage (W)	CCT (K)	LP (₹)
LH14-102-XXX-57-XX	80	5700	12,590
LH14-192-XXX-57-XX	150	5700	23,590

RadialLED Prime

LH 09
Integral SMD LED highbay luminaire with aluminium reflector



Cat No.	System Wattage (W)	CCT (K)	LP (₹)
LH09-102-060-50-G1	80	5000	13,490
LH09-122-060-50-G1	100	5000	16,990
LH09-172-060-50-G1	140	5000	20,190
LH09-232-060-50-G1	200	5000	25,290

Also available in 100° beam angle.

RadialLED

LH 09
Rugged LED midbay and highbay for varied industrial applications



Cat No.	System Wattage (W)	CCT (K)	LP (₹)
LH09-851-060-50-V5	65	5000	12,690
LH09-921-060-50-V5	80	5000	14,890
LH09-132-060-50-V5	100	5000	18,690
LH09-122-060-50-V5	120	5000	20,390
LH09-192-060-50-V5	135	5000	22,190
LH09-212-060-50-V5	165	5000	26,090
LH09-262-060-50-V5	200	5000	29,990

Also available in 90° beam angle.

Wellglass Luminaire

LE 02
IP65 LED wellglass luminaire



new

Cat No.	System Wattage (W)	CCT (K)	LP (₹)
LE02-441-XXX-57-OP	35	5700	5,500
LE02-821-XXX-57-OP	70	5700	7,500

Also available in clear glass and glass with mesh.

StormLED

LE 02
IP65 high efficiency LED wellglass




Cat No.	System Wattage (W)	CCT (K)	LP (₹)
LE02-391-XXX-65-XX	29	6500	5,150
LE02-521-XXX-65-XX	40	6500	5,590

Industries

XlineLED Pro

LE 14
IP54 trunk mounted LED luminaire



Cat No.	System Wattage (W)	CCT (K)	LP (₹)
LE14-491-XXX-57-XX	39	5700	7,790

Please order trunk separately.

Trunk for XlineLED Pro

Trunk pre-wired with internal wiring and suspension system

Cat No.	Length	LP (₹)
LE14A02C	1.2 mtr extruded aluminium	2,190

XlineLED

LE 11
Trunk mounted LED luminaire



Cat No.	System Wattage (W)	CCT (K)	LP (₹)
LE11-491-XXX-57-XX	39	5700	4,250

Please order trunk separately.

Trunk for XlineLED

Trunk pre-wired with internal wiring and suspension system


Cat No.	Length	LP (₹)
WCX21770	1.77 mtr	2,390
WCX23540	3.54 mtr	4,190





XlineLED

LE 10
Industrial integral LED channel



Cat No.	System Wattage (W)	CCT (K)	LP (₹)
LE10-491-XXX-57HCSL	39	5700	4,250

CapsuleLED

LE 20
Surface/pendant mounted
totally enclosed LED luminaire



Cat No.	System Wattage (W)	CCT (K)	LP (₹)
LE20-491-XXX-57-XX	39	5700	5,350



Outdoor • Street Lighting

Street Lighting

safe and vibrant outdoors



SkylineLED

LR 02

High performance IP66 LED streetlight



Cat No.	System Wattage (W)	CCT (K)	LP (₹)
LR02-291-XXX-57-XX	25	5700	3,090
LR02-331-XXX-57-XX	30	5700	3,390

SkylineLED

LR 02

High performance IP66 LED streetlight



Cat No.	System Wattage (W)	CCT (K)	LP (₹)
LR02-451-XXX-57-G1	40	5700	5,990
LR02-501-XXX-57-G1	45	5700	6,290

SkylineLED

LR 02

High performance IP66 LED streetlight



Cat No.	System Wattage (W)	CCT (K)	LP (₹)
LR02-391-XXX-57-XX	35	5700	5,590
LR02-451-XXX-57-XX	40	5700	6,390
LR02-501-XXX-57-XX	45	5700	6,690

SkylineLED

LR 02

High performance IP66 LED streetlight



Cat No.	System Wattage (W)	CCT (K)	LP (₹)
LR02-671-XXX-57-XX	60	5700	8,890
LR02-781-XXX-57-XX	70	5700	9,190
LR02-981-XXX-57-XX	80	5700	11,090
LR02-102-XXX-57-XX	90	5700	11,490
LR02-112-XXX-57-XX	100	5700	11,890
LR02-122-XXX-57-XX	110	5700	12,390
LR02-132-XXX-57-XX	120	5700	16,090

SkylineLED

LR 02

High performance IP66 LED streetlight



Cat No.	System Wattage (W)	CCT (K)	LP (₹)
LR02-172-XXX-57-XX	135	5700	16,790
LR02-182-XXX-57-XX	150	5700	23,590
LR02-212-XXX-57-XX	180	5700	26,890
LR02-242-XXX-57-XX	200	5700	28,290
LR02-262-XXX-57-XX	220	5700	28,790
LR02-292-XXX-57-XX	250	5700	31,890



Outdoor • Flood Lighting

Flood Lighting

safe and vibrant outdoors





AlphaLED Floodlight

LF 19
LED floodlight luminaire



Cat No.	System Wattage (W)	CCT (K)	LP (₹)
LF19-711-060-57-XX	60	5700	9,590
LF19-931-060-57-XX	80	5700	10,890

AlphaLED Floodlight

LF 20
LED floodlight luminaire



new

Cat No.	System Wattage (W)	CCT (K)	LP (₹)
LF20-122-060-57-XX	100	5700	14,790
LF20-132-060-57-XX	120	5700	15,590
LF20-192-060-57-XX	150	5700	20,490

AlphaLED Floodlight

LF 20
LED floodlight luminaire



new

Cat No.	System Wattage (W)	CCT (K)	LP (₹)
LF20-272-060-57-XX	200	5700	29,390
LF20-342-060-57-XX	250	5700	38,590
LF20-392-060-57-XX	300	5700	45,990
LF20-442-060-57-XX	350	5700	48,990


RevoLED Floodlight

LF 07
High efficiency LED floodlight luminaire



Cat No.	System Wattage (W)	CCT (K)	LP (₹)
LF07-102-060-50-V5	100	5000	18,290
LF07-122-060-50-V5	120	5000	18,790
LF07-152-060-50-V5	150	5000	28,890
LF07-282-060-50-V5	200	5000	31,390
LF07-272-060-50-V5	250	5000	41,490
LF07-472-060-50-V5	350	5000	52,990
LF07-582-060-50-V5	415	5000	59,990

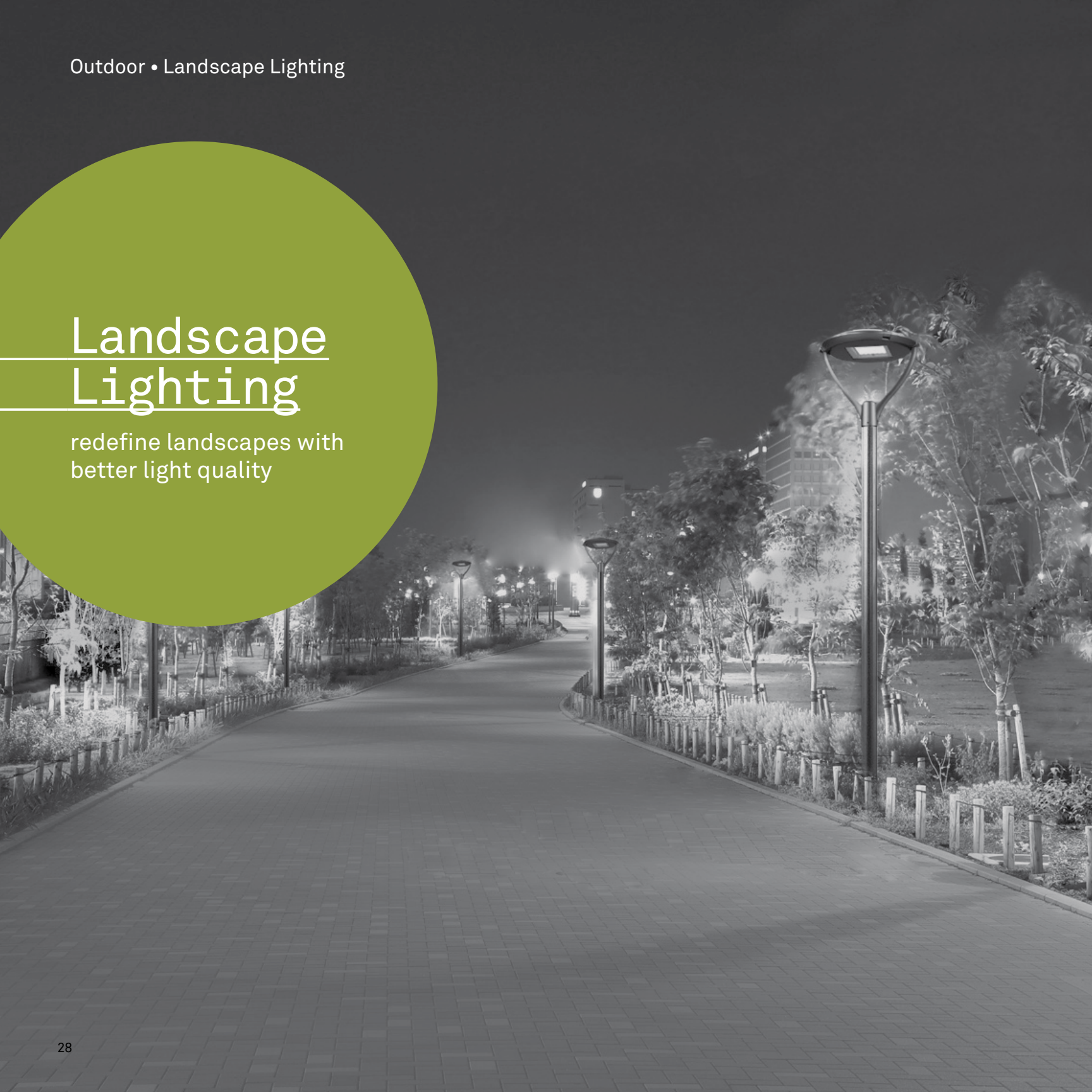
Also available in beam angle: 90° | Please order appropriate beam angle after discussion with Wipro team.



For all available correlated colour temperatures (CCT) and beam angles, LP remains the same. 27

Landscape Lighting

redefine landscapes with
better light quality





UrbanoLED Pathway

LP 05
IP66 LED pathway luminaire



Cat No.	System Wattage (W)	CCT (K)	LP (₹)
LP05-711-XXX-65-XX	60	6500	39,990

UrbanoLED Pathway

LP 06
IP66 LED pathway luminaire



Cat No.	System Wattage (W)	CCT (K)	LP (₹)
LP06-351-XXX-57-XX	35	5700	23,190

Post TopLED

LP 02
IP65 aesthetically appealing
vintage LED post top



Cat No.	System Wattage (W)	CCT (K)	LP (₹)
LP02-501-XXX-57-XX	45	5700	13,290

FantasyLED Bollard

CRLA 11
IP65 LED bollard suitable for
landscape lighting



Cat No.	System Wattage (W)	CCT (K)	LP (₹)
CRLA11008HP57-05	8	5700	6,990
CRLA11008HP57-08	8	5700	7,090

GardeniaLED

LF 05
IP67 integral LED bushlight



Cat No.	System Wattage (W)	CCT (K)	LP (₹)
LF05-450-024-27-XX	6	2700	5,090
LF05-450-036-27-XX	6	2700	5,090
LF05-450-055-27-XX	6	2700	5,090
LF05-600-024-27-XX	8	2700	5,890
LF05-600-036-27-XX	8	2700	5,890
LF05-600-055-27-XX	8	2700	5,890



Cleanray

Cleanray

range of energy efficient and
high performance led luminaires



ElateLED

CRCO 10

Recess mounted LED luminaire with complete diffuser



Cat No.	System Wattage (W)	CCT (K)	MRP (₹)
CRCO10R038HP57GL	36	5700	4,790

Frame to be ordered separately for installation in POP/gypsum ceiling.
Catalogue no. for frame is 9180P01089 LP Rs. 590 | Cutout dimension: 608 mm x 608 mm

ImmaculateLED Slim

CRCO 23

Recess mounted slim LED luminaire



Cat No.	System Wattage (W)	CCT (K)	MRP (₹)
CRCO23R036HP65G1	36	6500	4,590

Frame to be ordered separately for installation in POP/gypsum ceiling.
Catalogue no. for frame is 9180P01089 LP Rs. 590 | Cutout dimension: 608 mm x 608 mm

IrisLED Slim RO

LD 80

Recessed mounted round slim panel LED downlighter



Cat No.	System Wattage (W)	CCT (K)	MRP (₹)
LD80-200-XXX-60-XX*	3	6000	490
LD80-350-XXX-60-XX**	6	6000	890
LD80-530-XXX-60-XX***	9	6000	950
LD80-101-XXX-60-XX****	12	6000	1,250
LD80-131-XXX-60-XX*****	15	6000	1,350
LD80-171-XXX-60-XX*****	18	6000	2,050

Cutout dimensions: *Ø75 mm | **Ø108 mm | ***Ø135 mm | ****Ø157 mm | *****Ø178 mm |
*****Ø205 mm

IrisLED Slim SQ

LD 81

Recess mounted square slim LED luminaire



Cat No.	System Wattage (W)	CCT (K)	MRP (₹)
LD81-200-XXX-60-XX*	3	6000	490
LD81-350-XXX-60-XX**	6	6000	890
LD81-530-XXX-60-XX***	9	6000	950
LD81-101-XXX-60-XX****	12	6000	1,250
LD81-131-XXX-60-XX*****	15	6000	1,350
LD81-171-XXX-60-XX*****	18	6000	2,050
LD81-200-XXX-60-XX*****	24	6000	3,290

Cutout dimensions: *75 mm x 75 mm | **108 mm x 108 mm | ***135 mm x 135 mm
****157 mm x 157 mm | *****178 mm x 178 mm | *****205 mm x 205 mm |
*****279 mm x 279 mm

IrisLED Slim RO/SQ SM

LD 80/81

Surface mounted round/square slim panel LED downlighter



Cat No.	System Wattage (W)	CCT (K)	MRP (₹)
LD80-350-XXX-60-SM	6	6000	1,050
LD80-101-XXX-60-SM	12	6000	1,490
LD80-171-XXX-60-SM	18	6000	2,390
LD81-350-XXX-60-SM	6	6000	1,050
LD81-101-XXX-60-SM	12	6000	1,490
LD81-171-XXX-60-SM	18	6000	2,390



SquarisLED

CRDL 15

Recess mounted square slim
LED luminaire



Cat No.	System Wattage (W)	CCT (K)	MRP (₹)
CRDL15R005HP60*	6	6000	990
CRDL15R010HP60**	11	6000	1,390
CRDL15R015HP60***	17	6000	1,790

Cutout dimensions: *90 mm x 90 mm | **115 mm x 115 mm | ***140 mm x 140 mm

SlimrisLED

CRDL 14

Recess mounted circular
slim LED luminaire



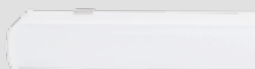
Cat No.	System Wattage (W)	CCT (K)	MRP (₹)
CRDL14R005HP60*	6	6000	990
CRDL14R010HP60**	11	6000	1,390
CRDL14R015HP60***	17	6000	1,790

Cutout dimensions: *Ø90 mm | **Ø115 mm | ***Ø140 mm

TrimLED NEO

LL 20

LED batten suitable for
indoor applications



Cat No.	System Wattage (W)	CCT (K)	MRP (₹)
LL20-111-XXX-65-NE	10	6500	550
LL20-221-XXX-65-NE	18	6500	850

TrimLED

LL 20

High efficiency LED
aluminum linear batten



new

Cat No.	System Wattage (W)	CCT (K)	MRP (₹)
LL20-281-XXX-65AL1	20	6500	1,390

ProLED

LL 13

High efficiency LED linear lamp



Cat No.	System Wattage (W)	CCT (K)	MRP (₹)
LL13-181-650	18	6500	990
LL13-181-65SE	20	6500	1,150

ProLED T5

LL 13

High efficiency LED linear T5 lamp



new


Cat No.	System Wattage (W)	CCT (K)	MRP (₹)
LL13-181-65-T5	18	6500	1,290



ProLED Compact

LL 18

High efficiency LED compact lamp



Cat No.	System Wattage (W)	CCT (K)	MRP (₹)
LL18-181-65PL	18	6500	1,050

WIOLED

WIO 92

Channel suitable for ProLED lamp



Cat No.	System Wattage (W)	MRP (₹)
WIO 921208	Single 4 feet LED lamp	490
WIO 922208	Twin 4 feet LED lamp	590

Please order suitable ProLED tube separately.

SkylineLED

LR 02

High performance IP66 LED streetlight



Cat No.	System Wattage (W)	CCT (K)	MRP (₹)
LR02-261-XXX-57-XX	20	5700	2,550

FormzLED

LS 06

IP20 non-integral flexible LED striplight



Cat No.	System Wattage (W)	CCT (K)	MRP (₹)
LS06-005-120-WH-50	5	-	1,590
LS06-005-120-WW-50	5	-	1,590
LS06-015-120-WH-50	15	-	2,290
LS06-015-120-WW-50	15	-	2,290
LG40-024	-	-	790
LG40-078	-	-	1,490

*LG40-024 - 1 unit is suitable for 1 no (5m spool) of LS06-005 | **LG40-78 - 1 unit is suitable for 1 no (5m spool) of LS06-15 | *Order drive separately. Driver is for indoor use only.

AlphaLED Floodlight

LF 19

Integral high performance LED floodlight



Cat No.	System Wattage (W)	CCT (K)	MRP (₹)
LF19-471-060-57-XX	40	5700	7,090

MoonLED

LW 01/02

Circular/square LED wall/ceiling light



Cat No.	System Wattage (W)	CCT (K)	MRP (₹)
LW01-101-XXX-57-XX*	9	5700	2,350
LW02-101-XXX-57-XX**	9	5700	2,350

Frame dimensions: *Ø210 mm | **270 mm x 270 mm

For all available correlated colour temperatures (CCT) and beam angles, MRP remains the same. 33

Items to be phased-out

(available till stocks last)

Series	Cat No.	List price (₹)
TuboLED	LM70-421-XXX-57-XX	11,350
	LM70-421-XXX-WW-XX	11,350
Suspension for TuboLED	WVX501	590
	WVX502	690
	WVX503	690
RetroLED	LM75-301-XXX-40-XX	11,790
eSense	CSC2202 + CDX2202	on request
	CIC01	on request
	CCX01	on request
SkylineLED	LR02-171-XXX-57-XX	3,350

Terms and conditions

- Prices are in Indian rupees.
- LP/MRP are inclusive of GST. However authorized Wipro sales person/stockists can sell below the LP/MRP.
- All prices are subject to Wipro's general terms & conditions of business.
- Prices are subject to change without notice as per company discretion.
- This price list supersedes all earlier price lists.
- Company reserves the right to issue amendments, which may arise due to any errors in the price list.
- Goods are dispatched by us on purchaser's risk. All claims for loss, damage or shortage will be filed by the purchasers directly with the carriers.
- Orders should be placed in multiples of case lot.
- All orders shall be placed in writing.
- Items other than those included in the price list, stands phased out from the range.
- All fixtures will be supplied as per our normal specifications, for additional features please contact nearest Wipro office for details.
- Disputes, if any are subject to Pune jurisdiction only.

Innovation and improvement are a way of life at Wipro. All rights reserved.
Reproduction of this data in part or in whole without permission is prohibited.
Care has been taken to ensure that the information content within is correct.
We reserve the right to modify the product without prior intimation.
Photographs shown herein are indicative.
Customers are advised to reconfirm the data or product dimensions before purchase with our local office.



Branch Offices

E-40/7, Okhla Industrial Area, Phase-II,
New Delhi - 110 020
Tel: 011-4170 8121/29

No.139, 7th Cross, N S Palya, off. Bannerghatta Road,
Bangalore - 560 076
Tel: 080-4150 3260

3, Pretoria Street, 3rd floor,
Kolkata - 700 071
Tel: 033-4404 5886/87

Plot No.,13 A/1, Road No. 9, IDA East Division Nacharam, R.R.Dist.,
Hyderabad - 500 076
Tel: 040-2717 6082

1401/1402, 14 Floor, C-wing Lotus Corporate Park, Goregaon (East)
Mumbai - 400 083
Tel: 022-6218 2000

Economist House, S-15, First Cross Road,
Thiru Vi Ka Industrial Estate, Guindy
Chennai - 600 032
Tel: 95660 86333

Bhosale Heights, 1195/5, Fergusson College Road,
Pune - 411 005
Tel: 020-2553 5081

S.C.O. - 208 - 209, 3rd Floor Sector - 34 A,
Chandigarh - 160 022
Tel: 0172-5001 8734

E/149, Transport Nagar, Lucknow Kanpur Road,
Lucknow - 226 012
Tel: 0522-2434 352

H-409, Titanium City Centre, 100 ft. Road, Anand Nagar
Ahmedabad - 380 015
Tel: 079-4007 3546

Khasra No.48.49/2, khedia Business Park, Tatibanth
Raipur (CG) - 492 099
Tel: 0771-3265 725

1-99, Sirigudi Nagar, Yendada
Vishakhapatnam - 530 045
Tel: 96769 08080/99449 825284

No.41, Chokkampudur Main Road, Sriram Nagar, Telungupalayam Post,
Coimbatore - 641 039
Tel: 98947 95836

B - 16/17, Palsania Complex, Near T B Hospital,
Subhash Nagar Shopping Centre,
Jaipur - 320 016
Tel: 0141-2280 014/4910 879

311, Pujer Complex, Subhanpura,
Baroda - 390 023
Tel: 0265-2395 830/35/36/41/45

United Compound, A.B. Road, Dewas Naka,
Indore (MP) - 452 010
Tel: 98279 99668

Hindustan Associates, Plot no. 135,
Mancheshwar Industrial Estate, Rasulgah,
Bhubaneshwar - 751 010
Tel: 0674-6450 804

Flat No. 8, Plot No. 191, 1st Floor, Rachna Apartment,
Cement Road, Shivaji Nagar,
Nagpur - 440 010
Tel: 0712-2569 878

VI/409-D, Valomkottil Building,
Opp. BMC, Sea Port-Air Port Road, P.O. Thrikkakkara,
Cochin - 682 021
Tel: 98957 08464

Wipro Lighting Advantage

Innovative lighting solutions for indoor and outdoor applications through:

- Energy saving solutions with latest international technologies
- Capability to service multi-locational accounts
- Service commitment: 19 branches and over 350 dedicated stockists
- Ease of contact through website
- Trustworthiness and reliability of Wipro



Scan the QR code to download the app



Business Office:

Wipro Lighting, 5th floor, Godrej Eternia - C,
Old Pune-Mumbai Highway, Shivajinagar, Pune - 411 005
Tel: 020-66098700, Fax: 020-66098777
E-mail: helpdesk.lighting@wipro.com

Registered Office:

Wipro Enterprises (P) Limited , 'C' Block, CCLG Division,
Doddakannelli, Sarjapur Road, Bangalore - 560035, India.

Toll-free no: 1800-425-1969

www.wiprolighting.com

Follow us on [Linked in](#)

Authorised Stockist